

# Blue Shield of California PPO Referrals



The NEW Blue Shield of California PPO Referral tool allows providers to search for the nearest Ambulatory Surgical Centers (ASC), Clinical Labs, Dialysis Centers and Durable Medical Equipment Centers (DME). Providers then will be able to provide their patients with the name, phone number and map to the nearest applicable center.

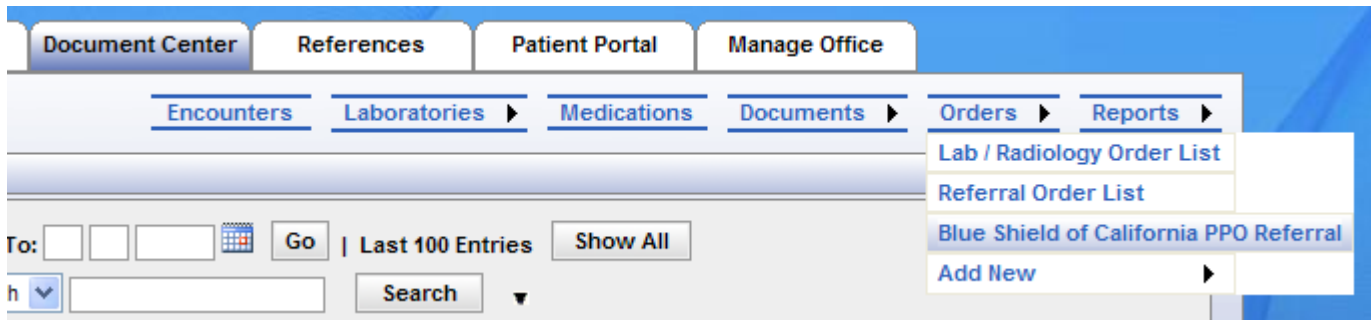
The Blue Shield of California PPO Referral tool can be found in the Office Ally Service Center under the Lookup/References section:

The screenshot shows the Office Ally Service Center navigation menu. The top bar contains the Office Ally logo and navigation links: Home, Practice Mate, and EHR. Below this is a large blue banner with the text "Service Center". To the right of the banner is a "LookUp / References" menu with the following items: Patient Look Up, Code Search, ERA 835 Check Look Up, View Payer Lists, Pre-Enrollment Forms and Info, and BlueShield PPO Referral.

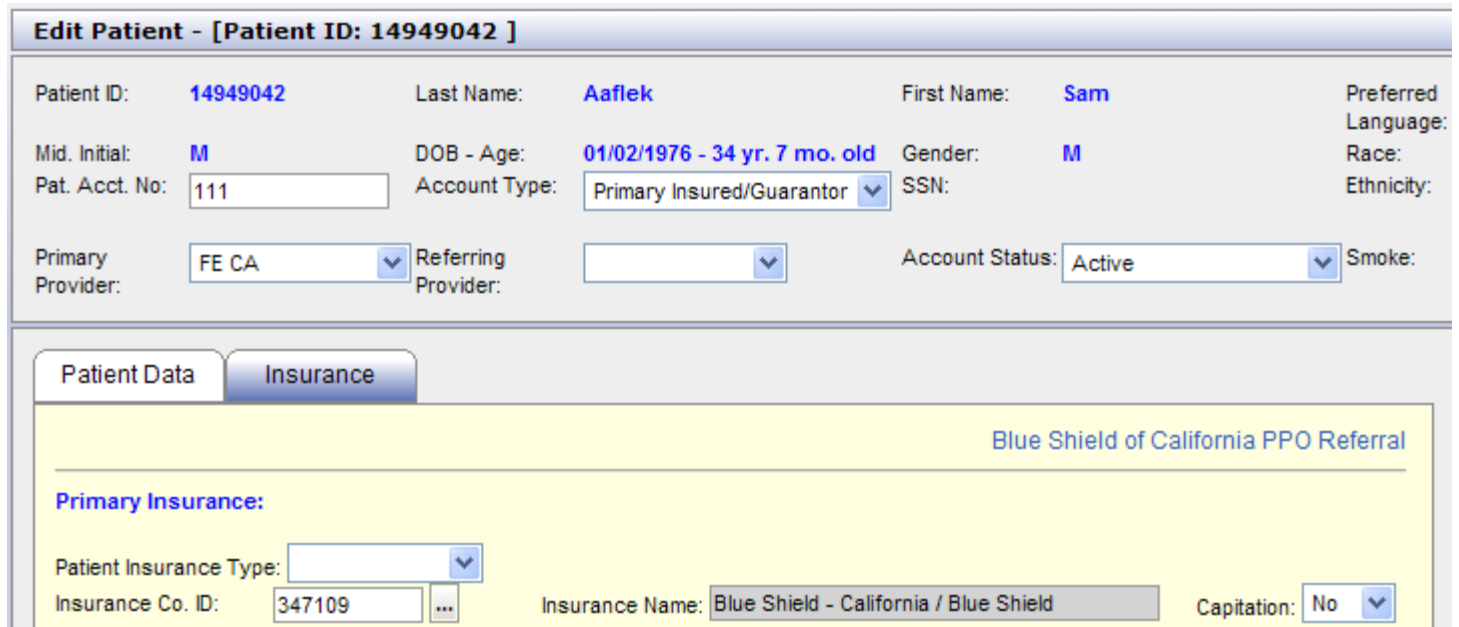
In Practice Mate it can be found in the patient profile under the Manage Patients tab by clicking Edit for the selected patient:

The screenshot shows the "Edit Patient" form for Patient ID 14949042. The form is divided into several sections: Patient Data, Insurance, Appointments, Visit History, Template, and Health Records. The Patient Data section is currently selected and contains the following information: Patient ID: 14949042, Last Name: Aaflek, First Name: Sam, Mid. Initial: M, DOB - Age: 01/02/1976 - 34 yr. 7 mo., Gender: M, Pat. Acct. No: 111, Account Type: Primary Insured/Guarantor, Referring Provider: (empty dropdown), Account Status: Active, Primary Provider: FE CA. The Patient Demographics section is highlighted in yellow and contains the following information: Last Name: Aaflek, First Name: Sam, MI: M. A link for "Blue Shield of California PPO Referral" is visible in the top right corner of the Patient Demographics section.


In EHR 24/7 it can be found in the Document Center tab under Orders:



In the patients profile under the Patient Charts tab by clicking Edit Demographics for the selected patient and then click on the Insurance tab:



And in a patient's current encounter under the Add New Order link:



## BSC PPO Referral Instruction:

### Blue Shield PPO Referrals

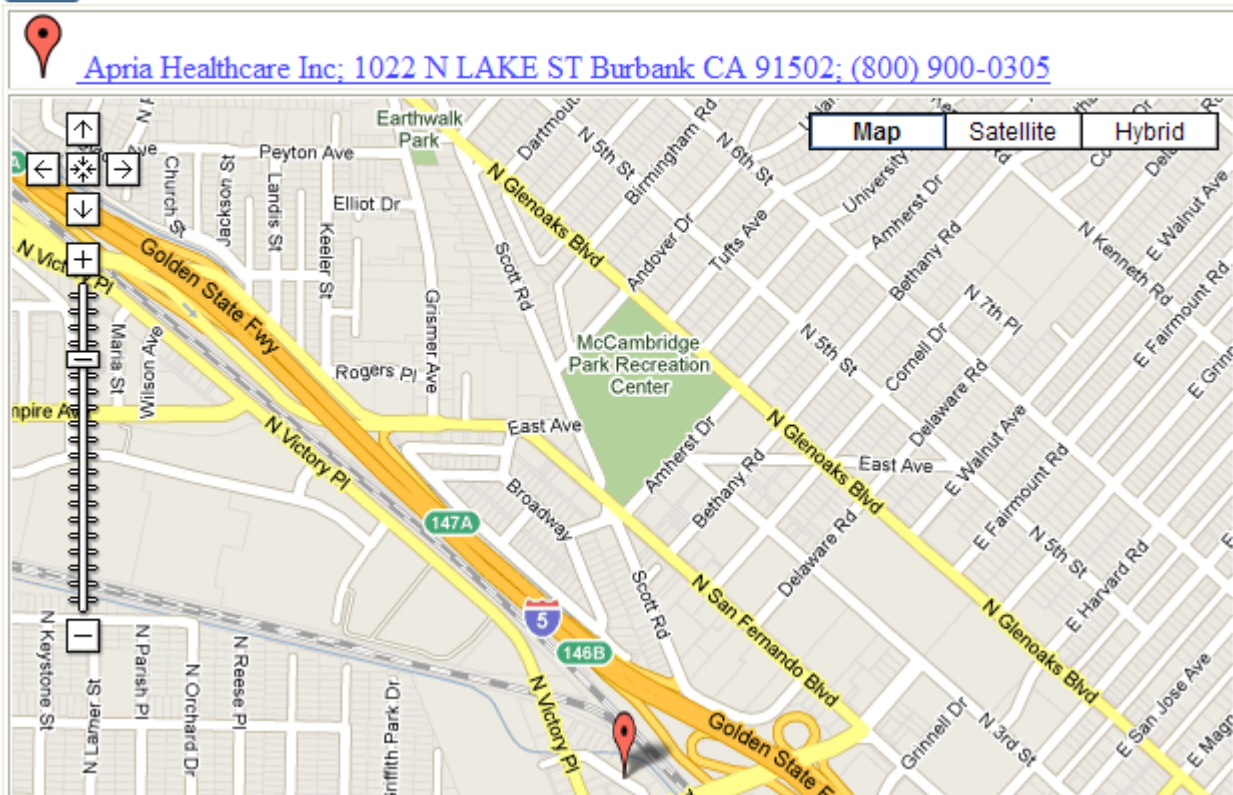
Type of referral:  City:  Zip Code:

[Look up](#)

[Clear filter](#)

	Address
<a href="#">Map</a>	Apria Healthcare Inc; 1022 N LAKE ST Burbank CA 91502; (800) 900-0305
<a href="#">Map</a>	Apria Healthcare Inc; 16200 Stagg Street Van Nuys CA 91406; (818) 838-4777
<a href="#">Map</a>	Apria Healthcare Inc; 610 S Douglas Street El Segundo CA 90245; (310) 297-6998
<a href="#">Map</a>	Apria Healthcare Inc; 9930 Pioneer Boulevard, Suite 102 Santa Fe Springs CA 90670; (562) 222-2245

[Print](#)



- Select Type: ASC, Clinical Lab, Dialysis, or DME
- Select City or DME ONLY select Zip code
- Click Look Up
- The results will be displayed
- Click on the Map link to view/print a map to the selected location